


PANEL LED RETRO 1212*603

FS
FOLUX SPA

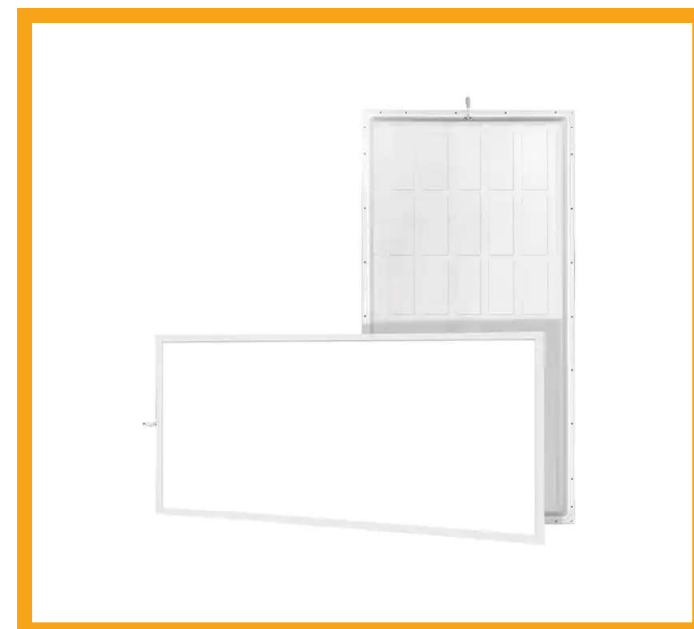

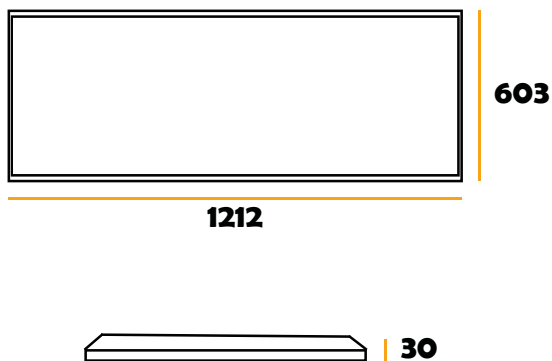
ventas@foluxspa.cl
Cel: +5940882010

Información Técnica

SKU	° Kelvin	Potencia	Lúmenes	Eficiencia	Ángulo	CRI	Vida Útil	Voltaje
10037	3000K	96W	9600 LM	100 LM/W	120°	>80	30.000 hrs	220VDC
10038	4000K	96W	9600 LM	100 LM/W	120°	>80	30.000 hrs	220VDC
10039	6000K	96W	9600 LM	100 LM/W	120°	>80	30.000 hrs	220VDC



Dimensiones MM



WWW.FOLUXSPA.CL